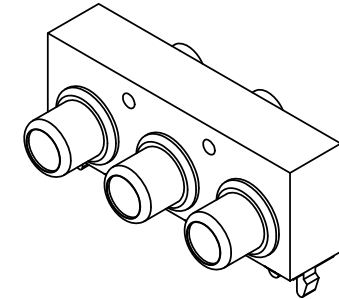
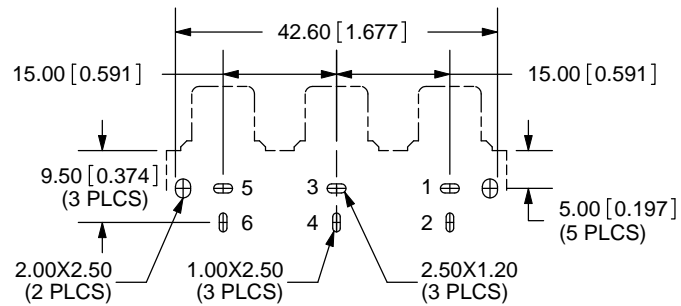
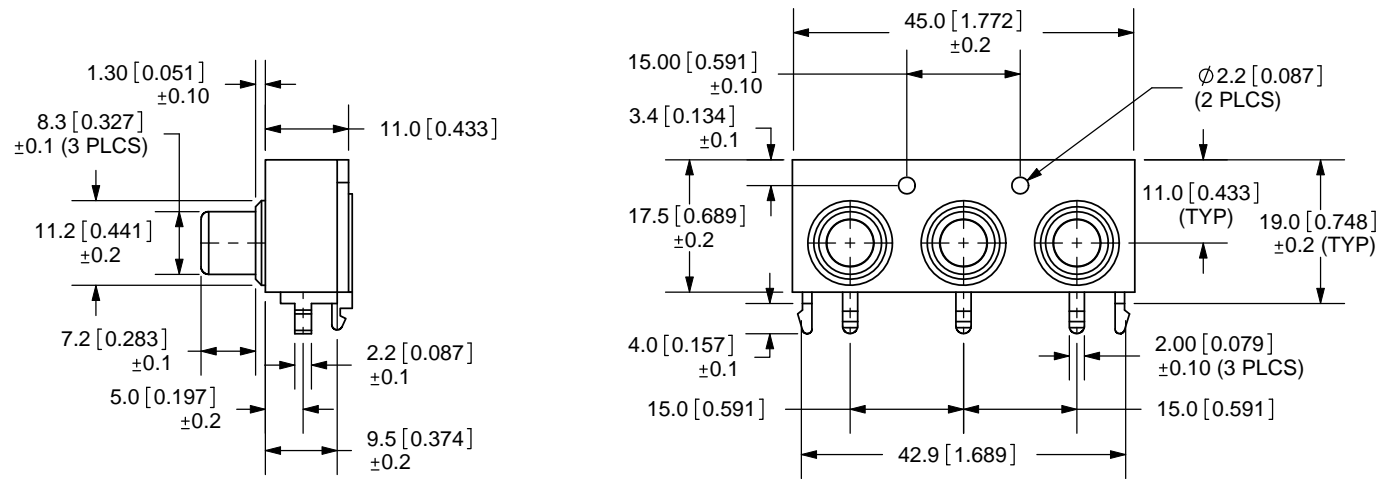


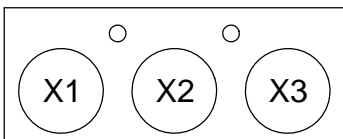
REV.	DESCRIPTION	DATE
A	NEW DRAWING	10/19/2007
B	PCB layout updated	11/9/2010



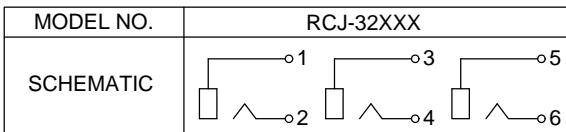
COLOR CHART	
1	Black
2	Red
3	White
4	Yellow
5	Blue
6	Green
7	Orange

SPECIFICATIONS:
 CONTACT RESISTANCE: 30m OHMS MAX
 INSULATION RESISTANCE: 50M OHMS MIN: 100V DC
 VOLTAGE WITHSTAND: 500V AC R.M.S. FOR 1 MINUTE
 LIFE: 5,000 CYCLES
 OPERATING TEMPERATURE: -20°C ~ 85°C (85% RH MAX)
 STORAGE TEMPERATURE: -25°C ~ 85°C (85% RH MAX)

TOLERANCE:
 ±0.3mm UNLESS
 OTHERWISE SPECIFIED



COLOR INDEX			
PART NO.	INPUT X1	INPUT X2	INPUT X3
RCJ-32234	Red Color	White Color	Yellow Color
RCJ-32X1 X2 X3	Color X1	Color X2	Color X3



	MATERIAL	PLATING
TERMINAL	Brass	Nickel
PIN	Brass	Tin
BASE	PA66	Black Color
INPUT X1	PA66	see color index
INPUT X2	PA66	see color index
INPUT X3	PA66	see color index



20050 SW 112th Ave.
 Tualatin, OR 97062
 Phone: 503-612-2300
 800-275-4899
 Fax: 503-612-2383
 Website: www.cui.com

TITLE: RCA Jack, 3-Port, Rt Angle, PCB Mount, Horiz.		REV: A
PART NO. RCJ-32XXX	UNITS: MM [INCHES]	
DRAWN BY: ZRJ	APPROVED BY:	SCALE: 1:1

PC FILE NAME:
 RCJ-32XXX

COPYRIGHT 2010 BY CUI INC.